

CABLE (20-pin to 20-pin)	MODEL MCN20
------------------------------------	--------------------

BEFORE USE

Thank you for choosing M-System. Before use, please check contents of the package you received as outlined below. If you have any problems or questions with the product, please contact M-System's Sales Office or representatives.

■ PACKAGE INCLUDES:

Cable.....(1)

■ MODEL NO.

Confirm Model No. marking on the product to be exactly what you ordered.

■ INSTRUCTION MANUAL

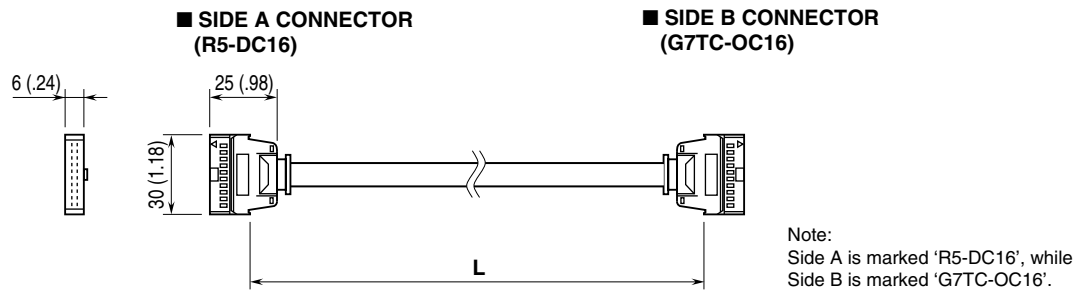
This manual describes necessary points of caution when you use this product.

POINTS OF CAUTION

- When you connect or disconnect the cable, be sure to hold the connector body in order to protect the wires from breakdown. DO NOT hold the cable in pulling it.
- Make sure not to connect the side A connector (R5-DC16 or R5-DA16) with the side B connector (Omron I/O relay terminal) by mistake, as it may cause malfunction of the connected devices.

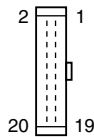
EXTERNAL DIMENSIONS & CONNECTOR PIN ASSIGNMENTS unit: mm (inch)

■ CODE: 1



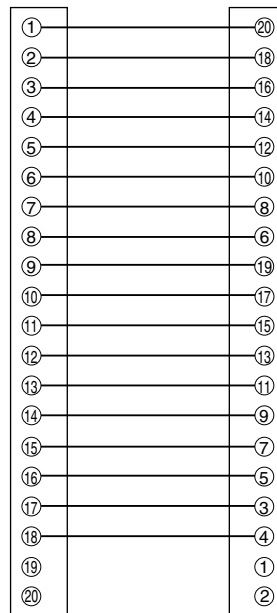
Model MCN20-RR1-	05	10	15	20	25	30
L	50 cm	1 m	1.5 m	2 m	2.5 m	3 m

• Connector Pin Assignments



• Wiring Diagram

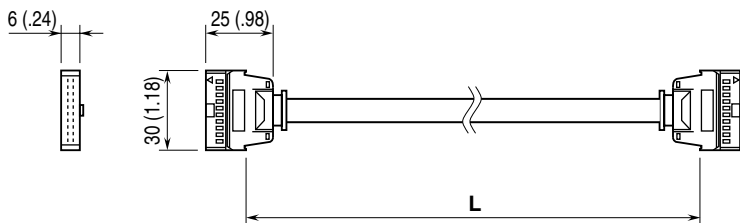
Side A Connector Side B Connector



■ CODE: 2

■ SIDE A CONNECTOR
(R5-DA16)

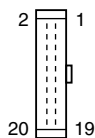
■ SIDE B CONNECTOR
(G7TC-ID16 or G7TC-IA16)



Note:
Side A is marked 'R5-DA16', while
Side B is marked 'G7TC-ID16/G7TC-IA16'.

Model MCN20-RR2-	05	10	15	20	25	30
L	50 cm	1 m	1.5 m	2 m	2.5 m	3 m

• Connector Pin Assignments



• Wiring Diagram

Side A Connector Side B Connector

