

CABLE (40-pin to 20-pin)	MODEL MCN201
------------------------------------	---------------------

BEFORE USE

Thank you for choosing M-System. Before use, please check contents of the package you received as outlined below. If you have any problems or questions with the product, please contact M-System's Sales Office or representatives.

■ **PACKAGE INCLUDES:**

Cable.....(1)

■ **MODEL NO.**

Confirm Model No. marking on the product to be exactly what you ordered.

■ **INSTRUCTION MANUAL**

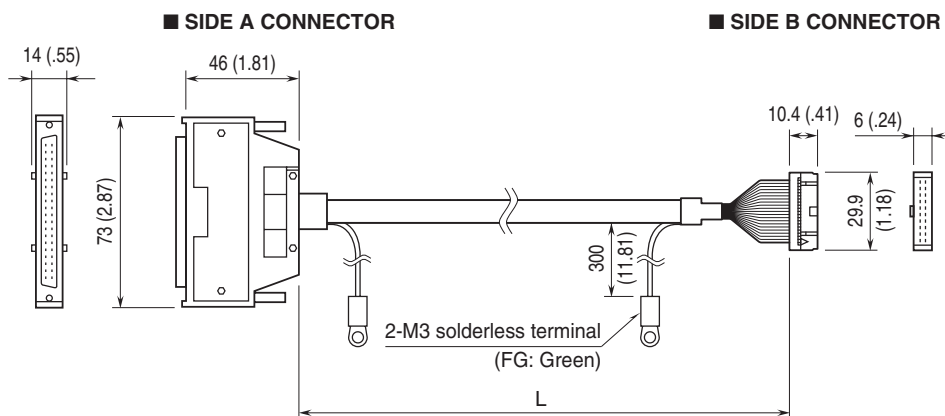
This manual describes necessary points of caution when you use this product.

POINTS OF CAUTION

- When you connect or disconnect the cable, be sure to hold the connector body in order to protect the wires from breakdown. **DO NOT** hold the cable in pulling it.

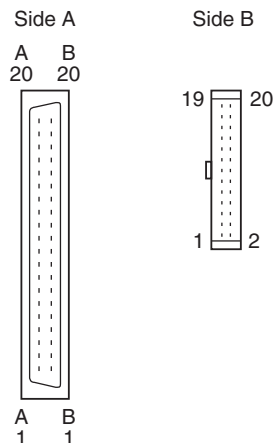
EXTERNAL DIMENSIONS & CONNECTOR PIN ASSIGNMENTS unit: mm (inch)

■ **CODE: 1**




	MCN201-FT1-20	MCN201-FT1-30
L	2 m (6.6 ft.)	3 m (9.8 ft.)

• **Connector Pin Assignments**



• **Wiring Diagram**

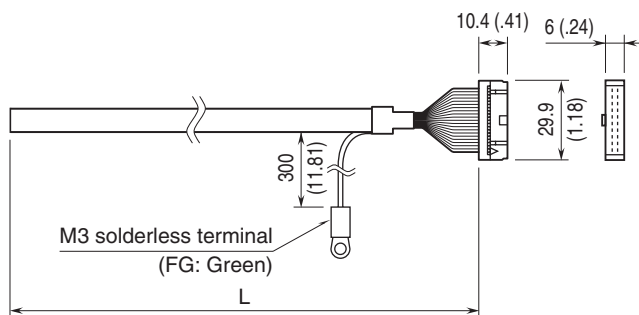


Pins No. B1 – B20 on Side A are not connected.

■ CODE: 2

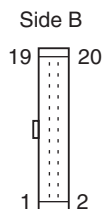
■ SIDE A CONNECTOR

■ SIDE B CONNECTOR



	MCN201-NT1-20	MCN201-NT1-30
L	2 m (6.6 ft.)	3 m (9.8 ft.)

• Connector Pin Assignments • Wiring Diagram



Cable Color	Dot			Side B
	Number	Color		
Orange	1	Black	_____	1
Orange	1	Red	_____	2
Yellow	1	Black	_____	3
Yellow	1	Red	_____	4
Green	1	Black	_____	5
Green	1	Red	_____	6
Grey	1	Black	_____	7
Grey	1	Red	_____	8
White	1	Black	_____	9
White	1	Red	_____	10
Orange	2	Black	_____	11
Orange	2	Red	_____	12
Yellow	2	Black	_____	13
Yellow	2	Red	_____	14
Green	2	Black	_____	15
Green	2	Red	_____	16
Grey	2	Black	_____	17
Grey	2	Red	_____	18
White	2	Black	_____	19
White	2	Red	_____	20
Braided wire (shielded)			_____	FG