

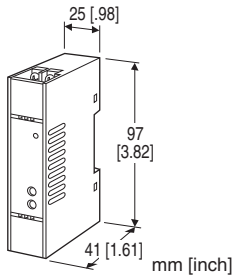
Super-mini Terminal Block Signal Conditioners M5-UNIT

/Q: Option other than the above (specify the specification)

ISOLATOR

Functions & Features

- Isolation of instrument unified signals (DC isolation between inputs and outputs)
- High-density mounting
- Power LED



MODEL: M5YV-[1][2]-R[3]

ORDERING INFORMATION

- Code number: M5YV-[1][2]-R[3]
- Specify a code from below for each of [1] through [3].
(e.g. M5VS-6A-R/Q)
- Special input and output ranges (For codes Z, 0, 01 & 02)
- Specify the specification for option code /Q
(e.g. /C01/VN/S01)

[1] INPUT

Current

A: 4 - 20 mA DC (Input resistance 249 Ω)

Voltage

6: 1 - 5 V DC (Input resistance 1 MΩ min.)

[2] OUTPUT

Current

A: 4 - 20 mA DC (Load resistance 550 Ω max.)

Voltage

6: 1 - 5 V DC (Load resistance 500 Ω min.)

POWER INPUT

DC Power

R: 24 V DC

(Operational voltage range 24 V ±10 %, ripple 10 %p-p max.)

[3] OPTIONS

Other Options

blank: none

SPECIFICATIONS OF OPTION: Q (multiple selections)

COATING (For the detail, refer to M-System's web site.)

/C01: Silicone coating

/C02: Polyurethane coating

/C03: Rubber coating

ADJUSTMENT

/VN: Sealed adjustment holes

TERMINAL SCREW MATERIAL

/S01: Stainless steel

GENERAL SPECIFICATIONS

Construction: Terminal block

Connection: M3.5 screw terminals (torque 0.8 N·m)

Screw terminal: Nickel-plated steel (standard) or stainless steel

Housing material: Flame-resistant resin (black)

Isolation: Input to output to power

Overrange output: Approx. -10 to +110 % at 1 - 5 V

Zero adjustment: -2 to +2 % (front)

Span adjustment: 98 to 102 % (front)

Power indicator LED: Green LED turns on when the power is supplied.

INPUT SPECIFICATIONS

■ **DC Current:** Input resistor incorporated

■ **DC Voltage**

Input resistance: 1 MΩ min. (10 kΩ min. in power failure)

INSTALLATION

Power consumption

• **DC:** Approx. 2 W

Operating temperature: -5 to +55°C (23 to 131°F)

Operating humidity: 0 to 90 %RH (non-condensing)

Mounting: DIN rail

Weight: 80 g (2.8 oz)

PERFORMANCE in percentage of span

Accuracy: ±0.1 %

Temp. coefficient: ±0.015 %/°C (±0.008 %/°F)

Response time: ≤ 0.5 sec. (0 - 90 %)

Line voltage effect: ±0.1 % over voltage range

Insulation resistance: ≥ 100 MΩ with 500 V DC

Dielectric strength: 2000 V AC @1 minute (input to output to power to ground)

STANDARDS & APPROVALS

EU conformity:

EMC Directive

EMI EN 61000-6-4

EMS EN 61000-6-2

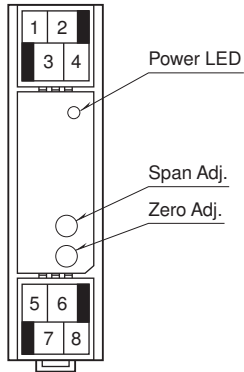
RoHS Directive

UK conformity (UKCA):

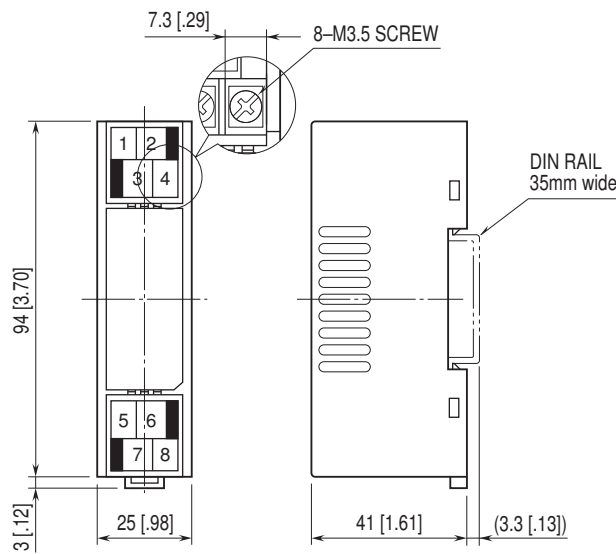
The UK legislations and designated standards are equivalent to the applicable EU directives.

(Refer to M-System's website for more information about the legislations and designated standards.)

FRONT VIEW

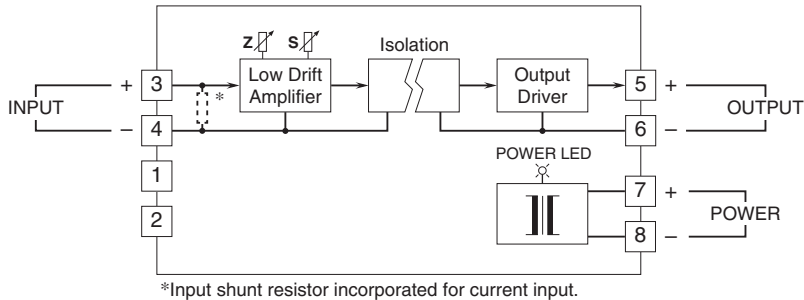


EXTERNAL DIMENSIONS & TERMINAL ASSIGNMENTS unit: mm [inch]



• When mounting, no extra space is needed between units.

SCHEMATIC CIRCUITRY & CONNECTION DIAGRAM



Specifications are subject to change without notice.