

Lightning Surge Protectors for Electronics Equipment M-RESTER

Mounting: Surface
Weight: 440 g (0.97 lbs)

LIGHTNING SURGE PROTECTOR FOR STANDARD SIGNAL LINE USE

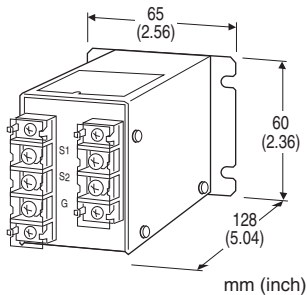
(high speed/high discharge current capacity)

Functions & Features

- Designed specifically for 4 - 20 mA DC line including both 4-wire and 2-wire transmitters
- Discharge current capacity 20000 A
- Absorbing surges only without affecting instrumentation signal

Typical Applications

- High discharge current capacity is beneficial for use in area with frequent lightnings



MODEL: MMDH-24

ORDERING INFORMATION

- Code number: MMDH-24

OPERATIONAL VOLTAGE

24: 24 V DC

RELATED PRODUCTS

- Lightning arrester for power supply use (model: MMAH)

GENERAL SPECIFICATIONS

Construction: Wall-mounted, front terminals; terminal cover provided

Connection: M4 screw terminals (torque 0.8 N·m)

Screw terminal: Nickel-plated steel

Housing material: Steel plate $t = 1.6$ (black)

INSTALLATION

Operating temperature: -5 to +55°C (23 to 131°F)

Operating humidity: 30 to 90 %RH (non-condensing)

PERFORMANCE

Discharge voltage (peak voltage)

Line to line: ± 40 V min.

Line to ground: ± 290 V min.

Maximum surge voltage

Line to line: ± 50 V max.

Line to ground: ± 800 V max.

(The maximum voltage that could pass through this surge protector. Protected equipment must be able to withstand this voltage for very short time period.)

Response time: 4 nsec.

Leakage current

Line to line: ≤ 5 μ A at ± 30 V DC

Line to ground: ≤ 5 μ A at ± 140 V DC

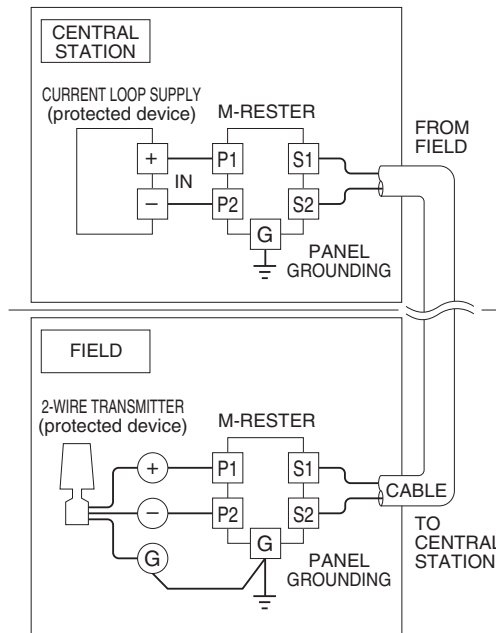
Discharge current capacity: 20000 A (8 / 20 μ sec.)

Maximum load current: 0.1 A

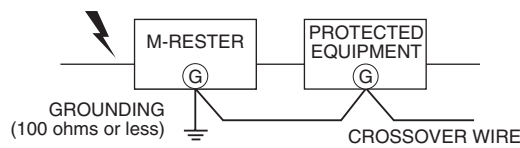
Internal series resistance: ≤ 0.4 Ω (including return)

Maximum line voltage: ± 30 V

CONNECTION EXAMPLES

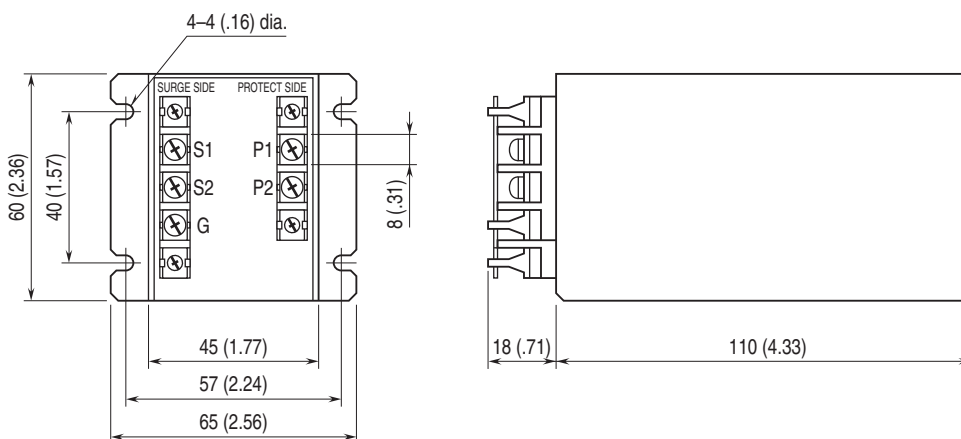


GROUNDING

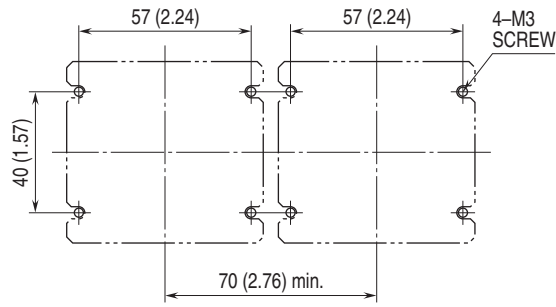


A crossover wire between M-RESTER ground and ground or metallic housing of equipment is required for protection.
If the protected equipment has no ground terminal, ground the M-RESTER only.

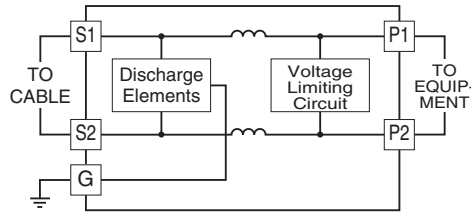
DIMENSIONS unit: mm (inch)



MOUNTING REQUIREMENTS unit: mm (inch)



SCHEMATIC CIRCUITRY



Specifications are subject to change without notice.