

Plug-in Signal Conditioners K-UNIT

H: 220 V AC

J: 240 V AC

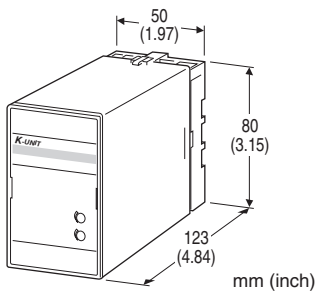
ISOLATOR

Functions & Features

- Standard instrumentation signal isolator
- Isolation up to 2000 V AC
- High-density mounting

Typical Applications

- Isolation between control room and field instrumentation



MODEL: KYV-[1][2]-[3][4]

ORDERING INFORMATION

- Code number: KYV-[1][2]-[3][4]

Specify a code from below for each of [1] through [4].

- (e.g. KYV-6A-B/Q)
- Specify the specification for option code /Q (e.g. /C01/S01)

[1] INPUT

Current

A: 4 - 20 mA DC (Input resistance 250 Ω)

Voltage

6: 1 - 5 V DC (Input resistance 1 MΩ min.)

[2] OUTPUT

Current

A: 4 - 20 mA DC (Load resistance 750 Ω max.)

Voltage

6: 1 - 5 V DC (Load resistance 500 Ω min.)

[3] POWER INPUT

AC Power

B: 100 V AC

C: 110 V AC

D: 115 V AC

F: 120 V AC

G: 200 V AC

[4] OPTIONS

blank: none

/Q: With options (specify the specification)

SPECIFICATIONS OF OPTION: Q (multiple selections)

COATING (For the detail, refer to M-System's web site.)

/C01: Silicone coating

/C02: Polyurethane coating

/C03: Rubber coating

TERMINAL SCREW MATERIAL

/S01: Stainless steel

GENERAL SPECIFICATIONS

Construction: Plug-in

Connection: M3.5 screw terminals

Screw terminal: Chromated steel (standard) or stainless steel

Housing material: Flame-resistant resin (black)

Isolation: Input to output to power

Overrange output: Approx. -10 to +120 % at 1 - 5 V

Zero adjustment: -5 to +5 % (front)

Span adjustment: 95 to 105 % (front)

INPUT SPECIFICATIONS

■ DC Current:

Shunt resistor attached to the input terminals (0.5 W)

INSTALLATION

Power input

- AC: Operational voltage range: rating ± 10 %, 50/60 ± 2 Hz, approx. 2 VA

Operating temperature: -5 to +55°C (23 to 131°F)

Operating humidity: 30 to 90 %RH (non-condensing)

Mounting: Surface or DIN rail

Weight: 400 g (0.88 lb)

PERFORMANCE in percentage of span

Accuracy: ± 0.1 %

Temp. coefficient: ± 0.02 %/°C (± 0.01 %/°F)

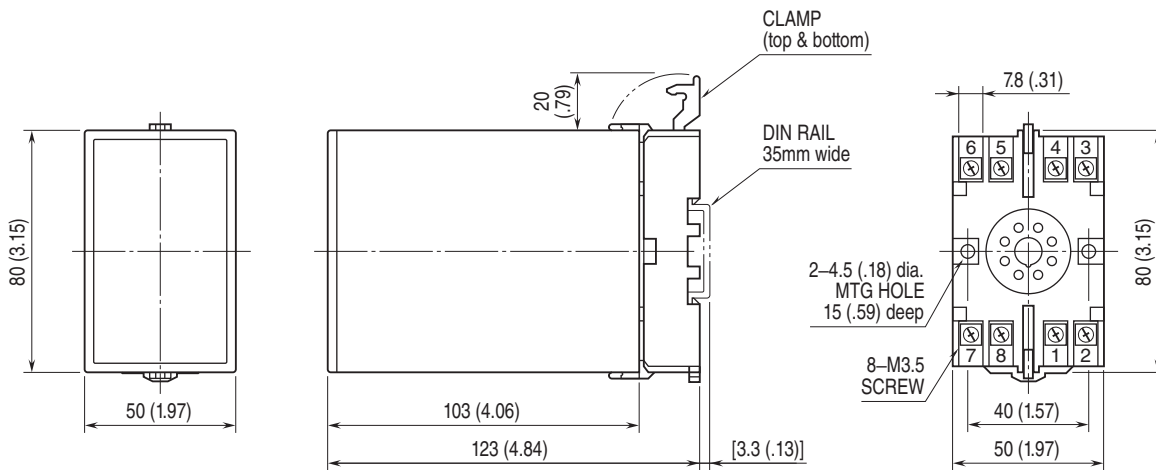
Response time: ≤ 0.5 sec. (0 - 90 %)

Line voltage effect: ± 0.1 % over voltage range

Insulation resistance: ≥ 100 MΩ with 500 V DC

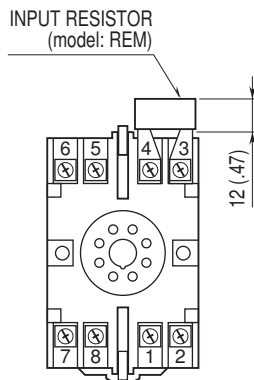
Dielectric strength: 2000 V AC @1 minute (input to output to power to ground)

EXTERNAL DIMENSIONS unit: mm (inch)



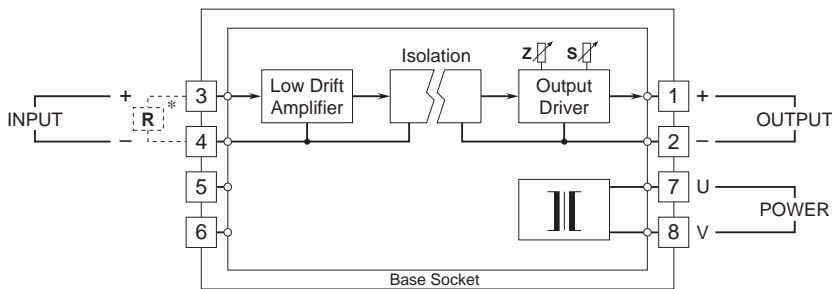
• When mounting, no extra space is needed between units.

TERMINAL ASSIGNMENTS unit: mm (inch)



Input shunt resistor attached for current input.

SCHEMATIC CIRCUITRY & CONNECTION DIAGRAM



*Input shunt resistor attached for current input.



Specifications are subject to change without notice.